

MICROSTAR

PZ

PRECISION STARTER FERTILISER

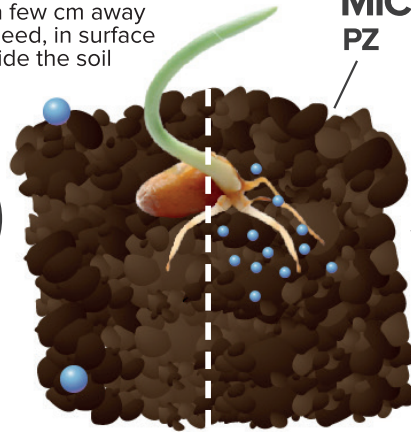
Conventional fertiliser
applied a few cm away
from the seed, in surface
or inside the soil

**MICROSTAR
PZ**

The nutrients are distributed
throughout the soil profile
but not in close contact with
the seed. Their uptake
is limited and quite slow.

Use coefficient - 15%

Use coefficient
15%



Use coefficient
100%

Precision application in
the furrow and in contact
with the rooting system.
The nutrients are rapidly
available to the plant.

Use coefficient - 100%

Between 14 and 50 times more granules per linear metre

Microstar PZ is used efficiently



Fodder Beet

CONTROL

MICROSTAR PZ

	Application Rates/ha	Units applied (P)	Units effective (P)
MICROSTAR	20 kg/ha	3.5 units	3.5 units
18-20-0	116 kg/ha	23 units	3.5 units*

* Use coefficient = 15%

- 1- Micro granules
 >> **Larger surface area for nutrient exchange**
- 2- Granules applied closer to the seed
 >> **P can be directly assimilated**
- 3- High number of contact points
 >> **cover the immediate needs of the crop**

Precision
technologies

Composition :

Nitrogen (N): 10%
Phosphorus (P): 17.44%

Sulphur (S): 4.4%
Zinc (Zn): 2%

Pack size :
20 kg



AVAILABLE THROUGH ALL LEADING RURAL SUPPLIERS - www.desangosse.co.nz - Tel.: 07 827 4856

For more information on this topic, contact your local De Sangosse Territory Manager.

Upper NI - Shane Dyer 021 242 6217 / Lower NI and Upper SI - Wayne Walton 027 336 0191

Lower SI - Kieran Fowler 021 473 458

DE SANGOSSE



MICROSTAR

PZ

FODDER BEET TRIALS RESULTS


By: SEED FORCE NZ and DE SANGOSSE NZ

MID-CANTERBURY

AVERAGE GROUND COVER PERCENTAGE

CONTROL // 54%

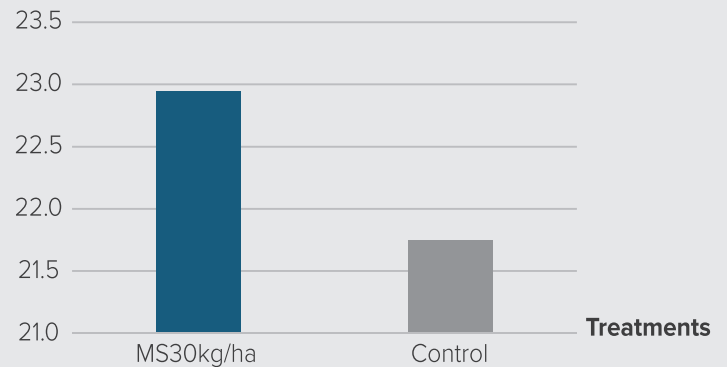
MICROSTAR PZ // 59%
30 Kg/ha



On average MICROSTAR PZ 30 kg/ha treated areas took 20 less growing degree days (approx. 3-4 days) to reach 8 true leaves compared to control treatments.

TOTAL YIELD RESULTS

TDM/HA



There was a 1.2 T DM/ha increase in yield when applying MICROSTAR PZ in contact with the seed in comparison to control treatments where no starter fertiliser has been applied.

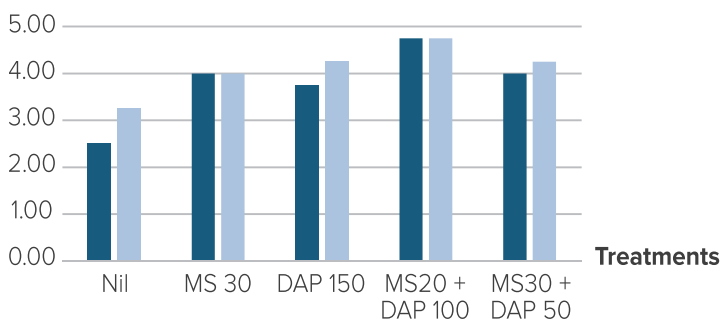
By: PLANT AND FOOD RESEARCH and DE SANGOSSE NZ

SOUTHLAND

PLANT VIGOUR

Vigour Score
(1-5)

■ 5th Jan ■ 12th Jan

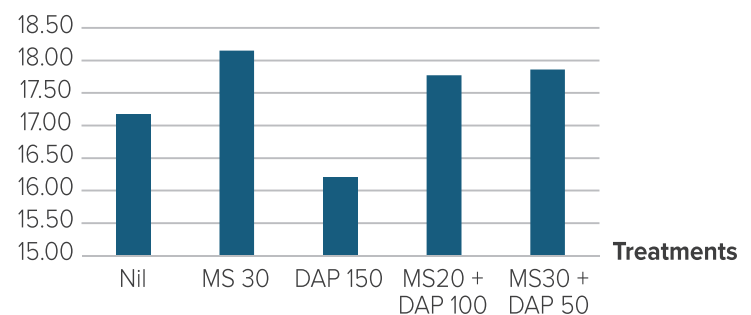


Plant Vigour assessments were taken approximately 2 months after sowing.

MICROSTAR PZ treatments had greater plant vigour earlier on compared to control and DAP treatments where plant vigour began to increase later.

YIELD RESULTS

TDM/HA



MICROSTAR PZ treatments performed the best at final yield, with MICROSTAR PZ 30kg/ha having the highest yield of 18.1T DM/ha.

There was a 0.9 T DM/ha increase with applying MICROSTAR PZ 30kg/ha compared to Control.